



US00D760564S

(12) **United States Design Patent**  
**Lofley, Sr. et al.**

(10) **Patent No.:** **US D760,564 S**  
(45) **Date of Patent:** **\*\* Jul. 5, 2016**

(54) **TOOL**

**OTHER PUBLICATIONS**

(71) Applicants: **Robert G. Lofley, Sr.**, Seffner, FL (US);  
**Robert G. Lofley, Jr.**, Seffner, FL (US)

U.S. Appl. No. 29/439,382, Robert G. Lofley, Sr., et al.

(Continued)

(72) Inventors: **Robert G. Lofley, Sr.**, Seffner, FL (US);  
**Robert G. Lofley, Jr.**, Seffner, FL (US)

*Primary Examiner* — Phillip S Hyder

(74) *Attorney, Agent, or Firm* — Frijouf, Rust & Pyle, P.A.

(\*\*) Term: **14 Years**

(57) **CLAIM**

The ornamental design for a tool, as shown and described.

(21) Appl. No.: **29/477,269**

(22) Filed: **Dec. 20, 2013**

**DESCRIPTION**

**Related U.S. Application Data**

(63) Continuation-in-part of application No. 29/439,382, filed on Dec. 10, 2012, now abandoned, which is a continuation-in-part of application No. 29/414,965, filed on Mar. 6, 2012, now Pat. No. Des. 676,735, which is a continuation-in-part of application No. 29/373,451, filed on Apr. 11, 2011, now Pat. No. Des. 663,193.

FIG. 1 is a rear perspective view of our new design for a tool;

FIG. 2 is a front perspective view of FIG. 1;

FIG. 3 is a left side view of FIG. 1;

FIG. 4 is a right side view of FIG. 1;

FIG. 5 is a front view of FIG. 1;

FIG. 6 is a rear view of FIG. 1;

FIG. 7 is a top view of FIG. 1;

FIG. 8 is a bottom view of FIG. 1;

FIG. 9 is a rear perspective view of our second new design for a tool;

FIG. 10 is a front perspective view of FIG. 9;

FIG. 11 is a left side view of FIG. 9;

FIG. 12 is a right side view of FIG. 9;

FIG. 13 is a front view of FIG. 9;

FIG. 14 is a rear view of FIG. 9;

FIG. 15 is a top view of FIG. 9;

FIG. 16 is a bottom view of FIG. 9;

FIG. 17 is a rear perspective view of our third new design for a tool;

FIG. 18 is a front perspective view of FIG. 17;

FIG. 19 is a left side view of FIG. 17;

FIG. 20 is a right side view of FIG. 17;

FIG. 21 is a front view of FIG. 17;

FIG. 22 is a rear view of FIG. 17;

FIG. 23 is a top view of FIG. 17; and,

FIG. 24 is a bottom view of FIG. 17.

(51) **LOC (10) Cl.** ..... **08-05**

(52) **U.S. Cl.**

USPC ..... **D8/14**

(58) **Field of Classification Search**

USPC ..... D8/14, 88, 89, 76, 77, 367; 294/210

CPC ..... B25G 1/04; F16B 7/1472; B66F 19/00

See application file for complete search history.

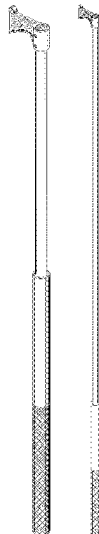
(56) **References Cited**

**U.S. PATENT DOCUMENTS**

684,858	A	10/1901	Pearson
872,271	A	10/1907	Benet
918,579	A	4/1909	Murch
1,365,851	A	1/1921	Reynolds
1,726,372	A	8/1929	Stoll
4,076,213	A	2/1978	Payson
4,577,837	A	3/1986	Berg et al.

(Continued)

**1 Claim, 6 Drawing Sheets**



(56)

**References Cited**

## U.S. PATENT DOCUMENTS

4,646,378 A 3/1987 Borden  
 4,715,252 A 12/1987 Pella  
 4,918,896 A 4/1990 Wiese  
 4,991,469 A 2/1991 Pella  
 5,433,551 A 7/1995 Gordon  
 5,481,950 A 1/1996 Browning  
 5,625,923 A 5/1997 Huang  
 5,811,688 A 9/1998 Marsh et al.  
 6,182,539 B1 2/2001 Webster  
 6,213,672 B1 4/2001 Varga  
 6,254,305 B1 7/2001 Taylor  
 6,347,777 B1 2/2002 Webber  
 6,461,074 B2 10/2002 Taylor  
 6,682,209 B2 1/2004 Drake et al.  
 6,951,185 B1 10/2005 Wiese  
 7,025,015 B2 4/2006 Wilcox et al.  
 7,040,832 B2 5/2006 Hsieh  
 7,097,380 B2 8/2006 Lee  
 7,111,574 B2 9/2006 Slatter  
 7,293,934 B1 11/2007 Huang  
 7,311,061 B1 12/2007 Wiese  
 D663,193 S 7/2012 Lofley, Sr. et al.

D676,735 S 2/2013 Lofley, Sr. et al.  
 8,434,802 B2 5/2013 Lofley, Sr. et al.  
 8,469,425 B1 6/2013 Lofley, Sr. et al.  
 8,469,426 B2 6/2013 Lofley, Sr. et al.  
 8,939,051 B1 1/2015 Lofley, Sr. et al.  
 2004/0016385 A1 1/2004 Wilcox et al.  
 2006/0062632 A1 3/2006 Jang

## OTHER PUBLICATIONS

U.S. Appl. No. 29/477,269, Robert G. Lofley, Sr., et al.  
 U.S. Appl. No. 13/616,293, Robert G. Lofley, Sr., et al.  
 U.S. Appl. No. 13/757,482, Robert G. Lofley, Sr., et al.  
 U.S. Appl. No. 13/834,674, Robert G. Lofley, Sr., et al.  
 U.S. Appl. No. 13/837,198, Robert G. Lofley, Sr., et al.  
 U.S. Appl. No. 12/567,135, Ricardo Cuyar.  
 U.S. Appl. No. 13/926,127, Robert G. Lofley, Sr., et al.  
 U.S. Appl. No. 13/926,168, Robert G. Lofley, Sr., et al.  
 U.S. Appl. No. 14/206,040, Robert G. Lofley, Sr., et al.  
 U.S. Appl. No. 14/206,659, Robert G. Lofley, Sr., et al.  
 U.S. Appl. No. 14/278,806, Robert G. Lofley, Sr., et al.  
 U.S. Appl. No. 14/605,442, Robert G. Lofley, Sr., et al.  
[www.alltackle.com/rupp\\_big\\_riggs\\_ruppriggers.htm](http://www.alltackle.com/rupp_big_riggs_ruppriggers.htm).  
[www.paint-and-supplies.hardwarestore.com/47-345-extension-poles/z-pro-telescoping-extension-pole-453423.aspx](http://www.paint-and-supplies.hardwarestore.com/47-345-extension-poles/z-pro-telescoping-extension-pole-453423.aspx).

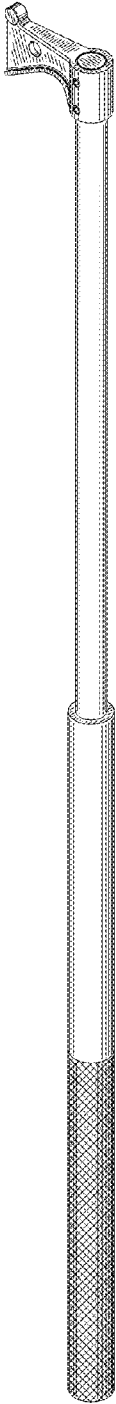


FIG. 1

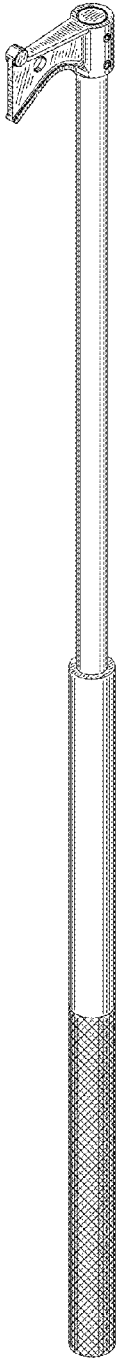


FIG. 2

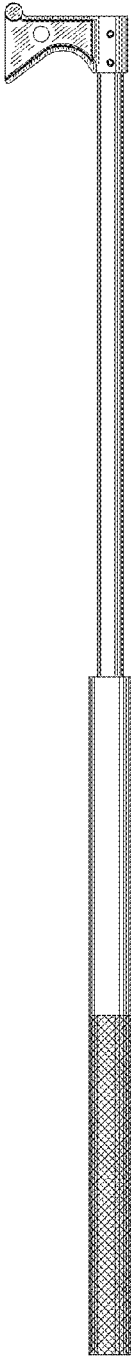


FIG. 3

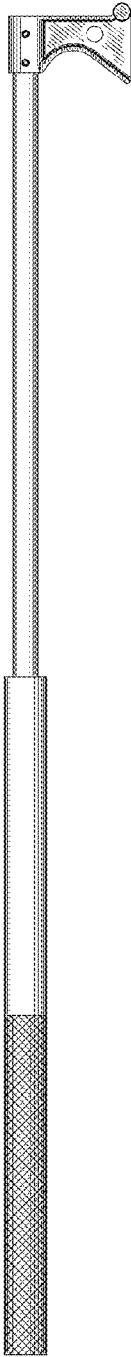


FIG. 4



FIG. 5



FIG. 6



FIG. 7

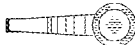


FIG. 8


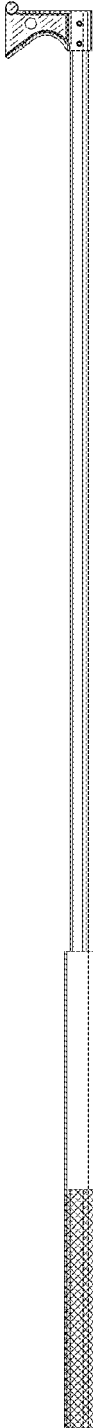
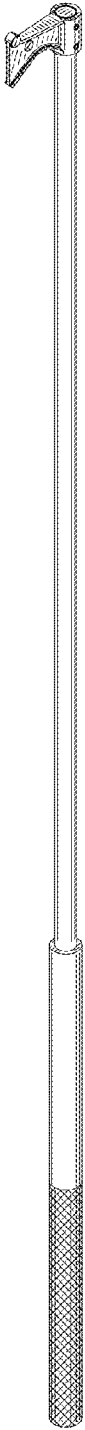
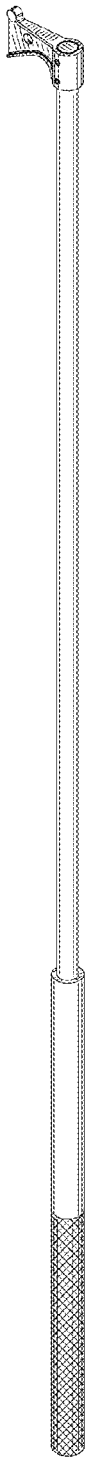


FIG. 9

FIG. 10

FIG. 11

FIG. 12

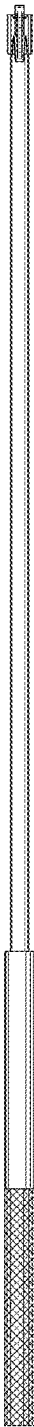


FIG. 13




FIG. 14



FIG. 15



FIG. 16


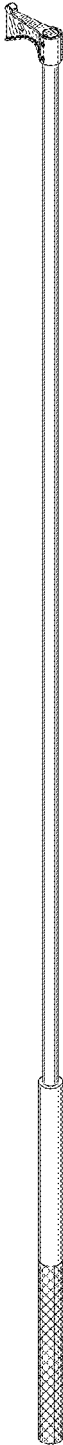


FIG. 17

FIG. 18

FIG. 19

FIG. 20



FIG. 21




FIG. 22



FIG. 23



FIG. 24